Chaconne d'Arlequin de Le Roussau (version gravée)
GB-Lbl, K.1.i.13

Behold, how Arlequino disdaining Fleers.—
And taunting ly Snuffs up the Authors Cares:
His offer'd well-meant Piece thereby descries:
Puting Him Off with Jeers, & Fleers & Lies!—
Inv.t Scribterius Tertius

Next mark the Motley'd Buskin Sock
Bestowing on him an Arbitrary Mock.—
Then View the Rubbish near'em laid,
Then See the thriving Griping Sons of Trade.

By permission of the British Library

A Chacoon for a Harlequin

With all the Postures, Attitudes, Motions of the Head and Arms, and other Gestures proper to this Character.

Being the first that ever appear'd in this Gust

Compos'd Critt in Characters and Engraved by

F: Le Roussau Dancing-master

LONDON

and Sold by ye author in St albans-Street and att Mr Barrett's musik-Shop at the Harp & Crown in Pickadily.

By permission of the British Library

to Mr Louis Dupré

Sir

The neatness with wich you perform ye Character of Harlequin in all ye different Attitudes wich belong to it. they wich you give with so much Grace & suppleness; obliges me to take ye liberty to offer you this little work. it being ye first of this kind that ever yet appeard in publick. My chief design being to discribe on paper, ye postures wch are most in practice for the Harlequin, I have endeavourd to represent some of yours: but however without pretending (by these figures) to demonstrate ye Excellency of your motions, ye Exactenes & subtility of wch surprizes so agreably; it is a Task I leave to more expert Drawers than I can pretend to be; whom nevertheless woud think my self sufficiently recompensed of my Pains if with your approbation (wich will draw ye regard of those of our profession) I have also ye satisfaction to see them exited thereby, to render more perfect this sort of Chorégraphie, or discription of Dances & attitudes. I am with all ye Consideration & Esteem imaginable,

Sir

your most humble
& most obedient Servant
F: Le Roussau

By permission of the British Library

To the Reader

Severall persons having desired I woud present ye Publick with those Harlequinades I had made but for my own use.

I have endeavour'd to make them as Perfect and as usefull as possible, and I doubt not but those who will examine them with Care will find them Satisfactory.

You shall see in each page the attitude or full posture the Harlequin must be in when he begins each part, and as no person ever attempted to writ the Harlequinades before. I think it necessary to explain the different Motions of ye Head, and the postures in this Chacoon.

Though the motions of ye Arms are fully discribed in ye first Collection of Mr Feuillet, I have observ'd that few Dancers mended them though they are very necessary for this sort of Character. and for that reason I explain the turnings & motions of the Arms for this Dance only. and I shall do ye same in all ye other Dance's I shall here after give to ye publick.

N:B: I could not observe ye same rules for ye motions of ye Head as Mr Feuillet has given in his first book: because ye situation of ye picture could not allow it. You must only observe that it matters not whether the picture is on ye right or left side of ye line look only on ye true situation of ye picture.

By permission of the British Library

Explanation

Face strait forwards.....

face turn'd to ye left, or, looking over ye left shoulder.

face turn'd to ye right, or, looking over ye right shoulder.

Leaning ye head down on ye left shoulder.

Leaning ye head down on ye right shoulder.

Stretching ye nek and head forwards without moving ye shoulders.....

The Hatt.....

Motions of ye arms

it is to be observ'd that there is no alterations in ye rules of Mr feuillet excepting I add to ye arm a little half moon to represent ye hand wich takes off, or putts on ye hatt.

By permission of the British Library

Example

To Raise your right arm as high as your Head; .....

to lower it in a line with ye shoulder, ...

to stretch yr arm forwards, draw it back again, then move it forwards again, wh is ye Salutation of an Harlequin

to raise yr arm turning yr wrist to put on yr hatt .....

to turn your arm round your shoulder .....

you shall know by a stroke of ye pen in what time and with what step you must make your motions of ye head, or turnings of ye arms.

Example

to Carry your right hand to your hatt .....



to pull off your hatt

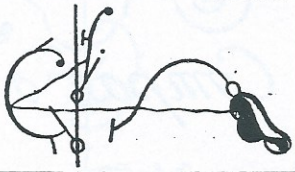

to putt on yr hatt again turning your wrist

By permission of the British Library

By permission of the British Library

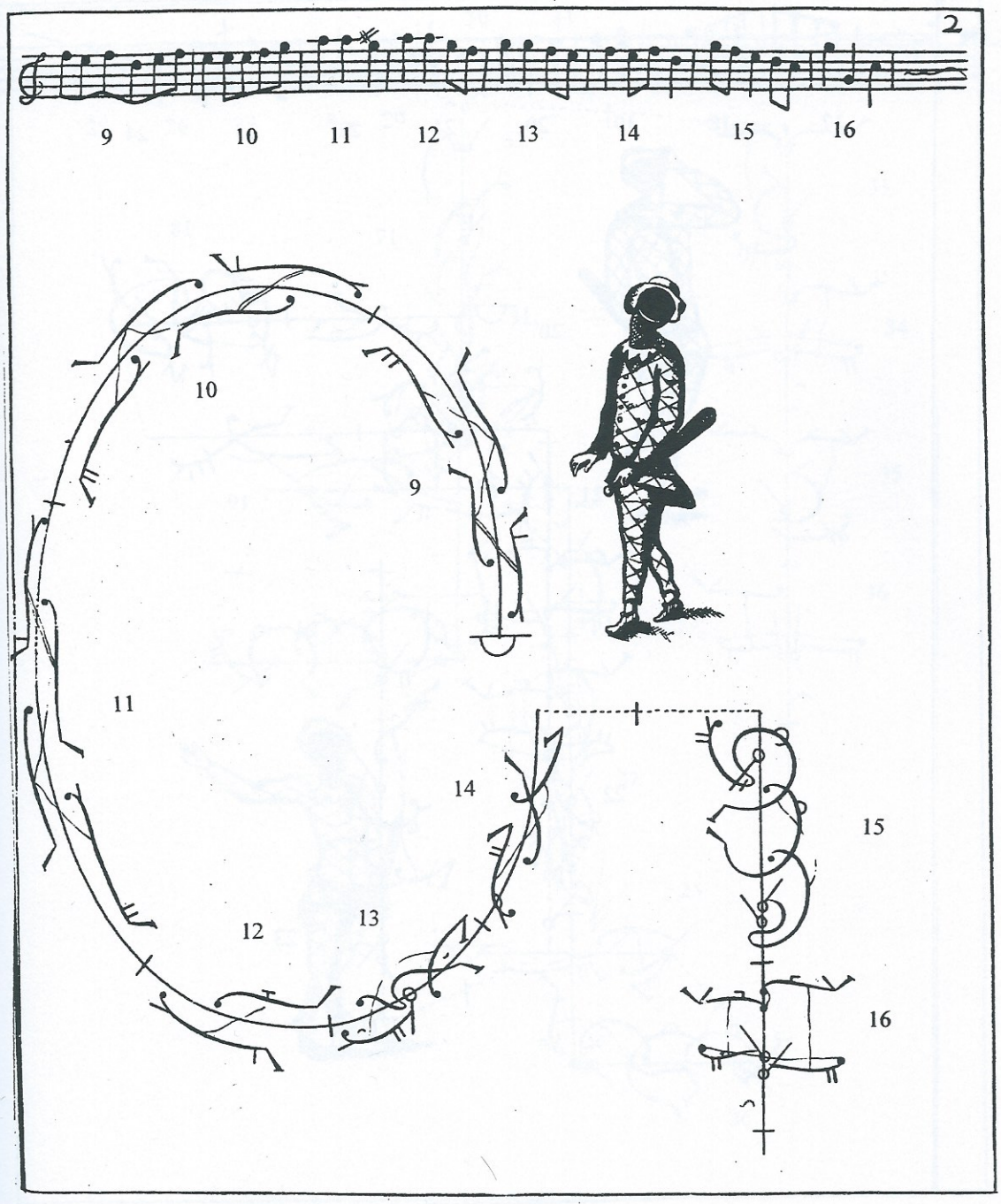

By permission of the British Library

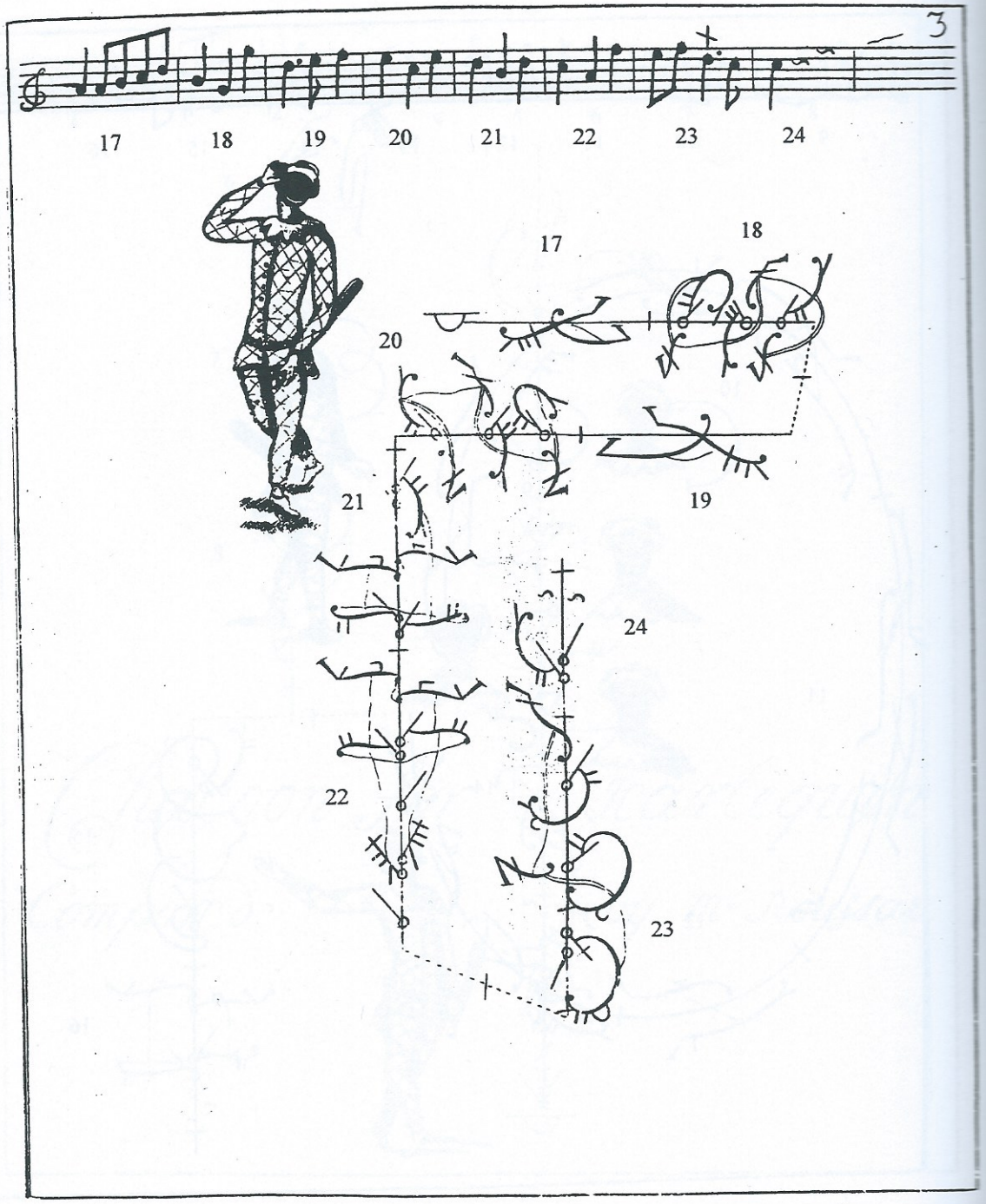

By permission of the British Library

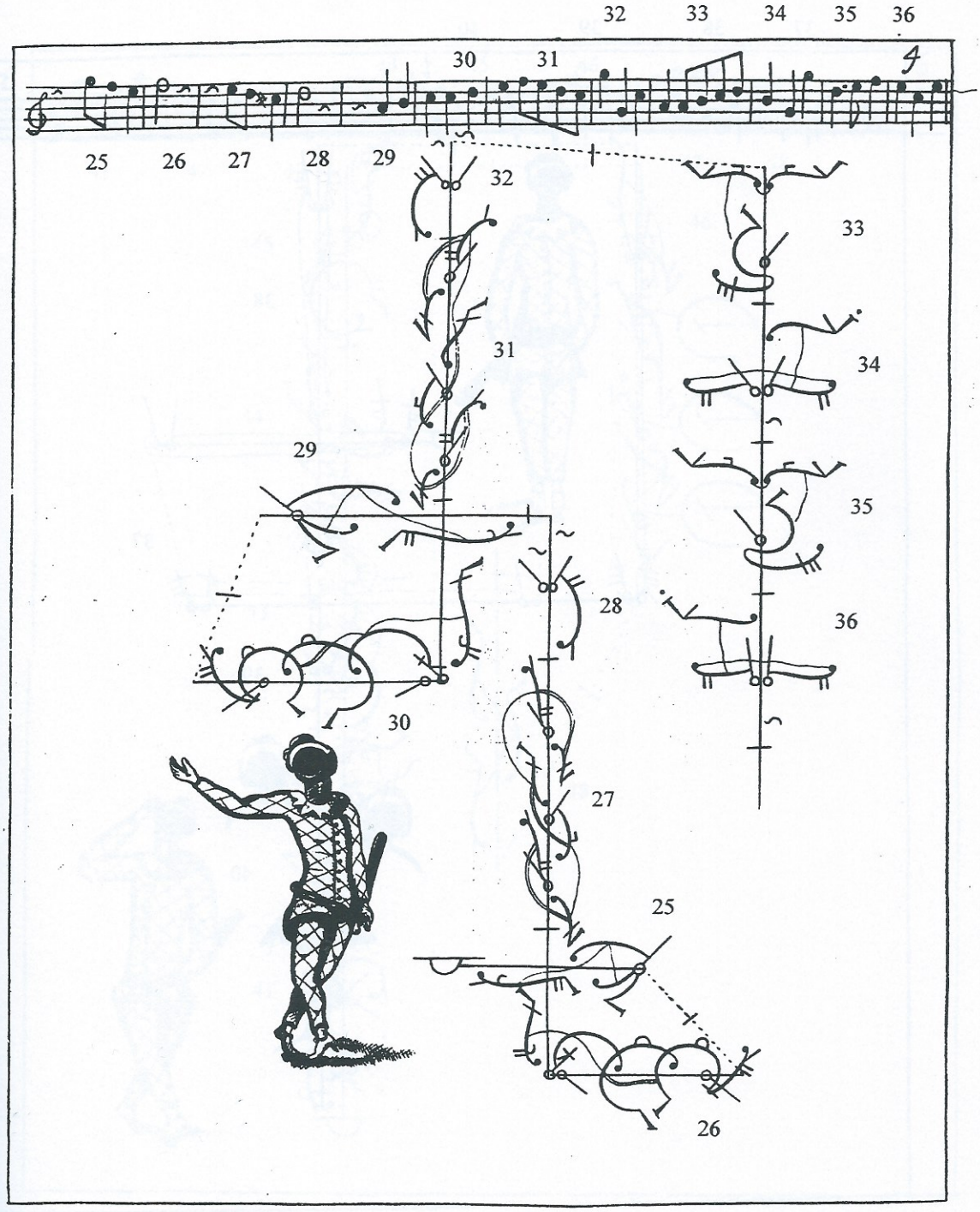

By permission of the British Library

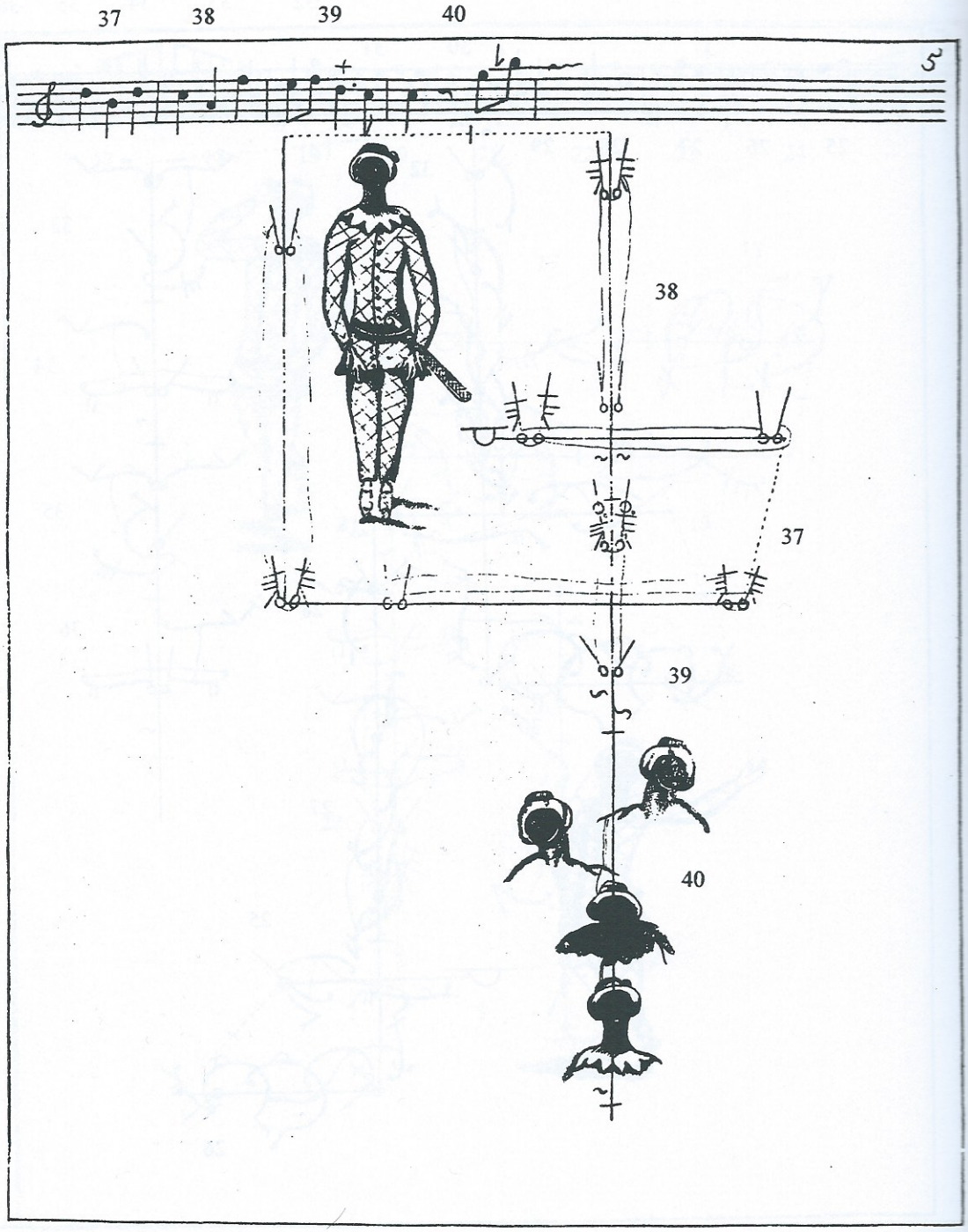

By permission of the British Library

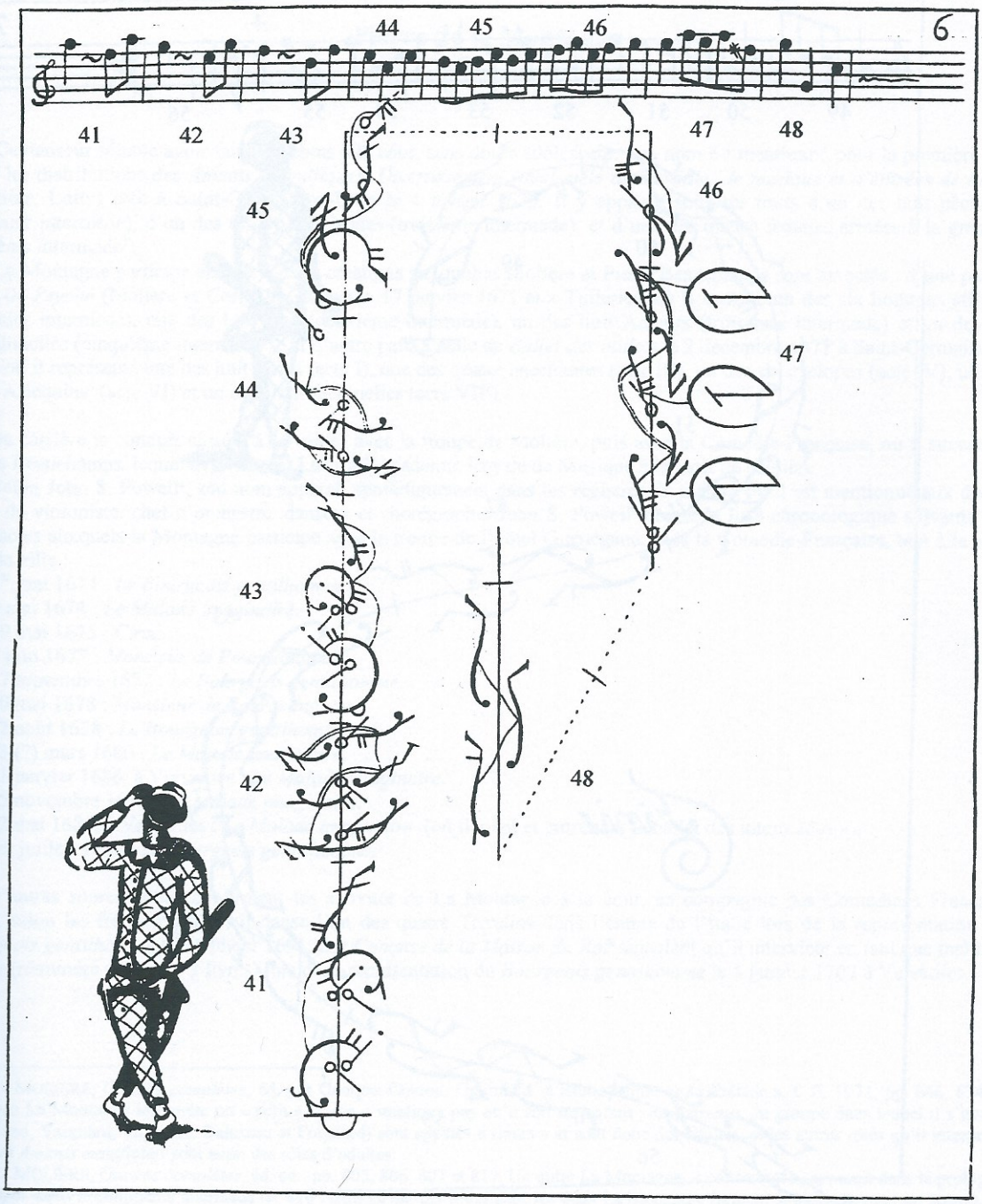

By permission of the British Library

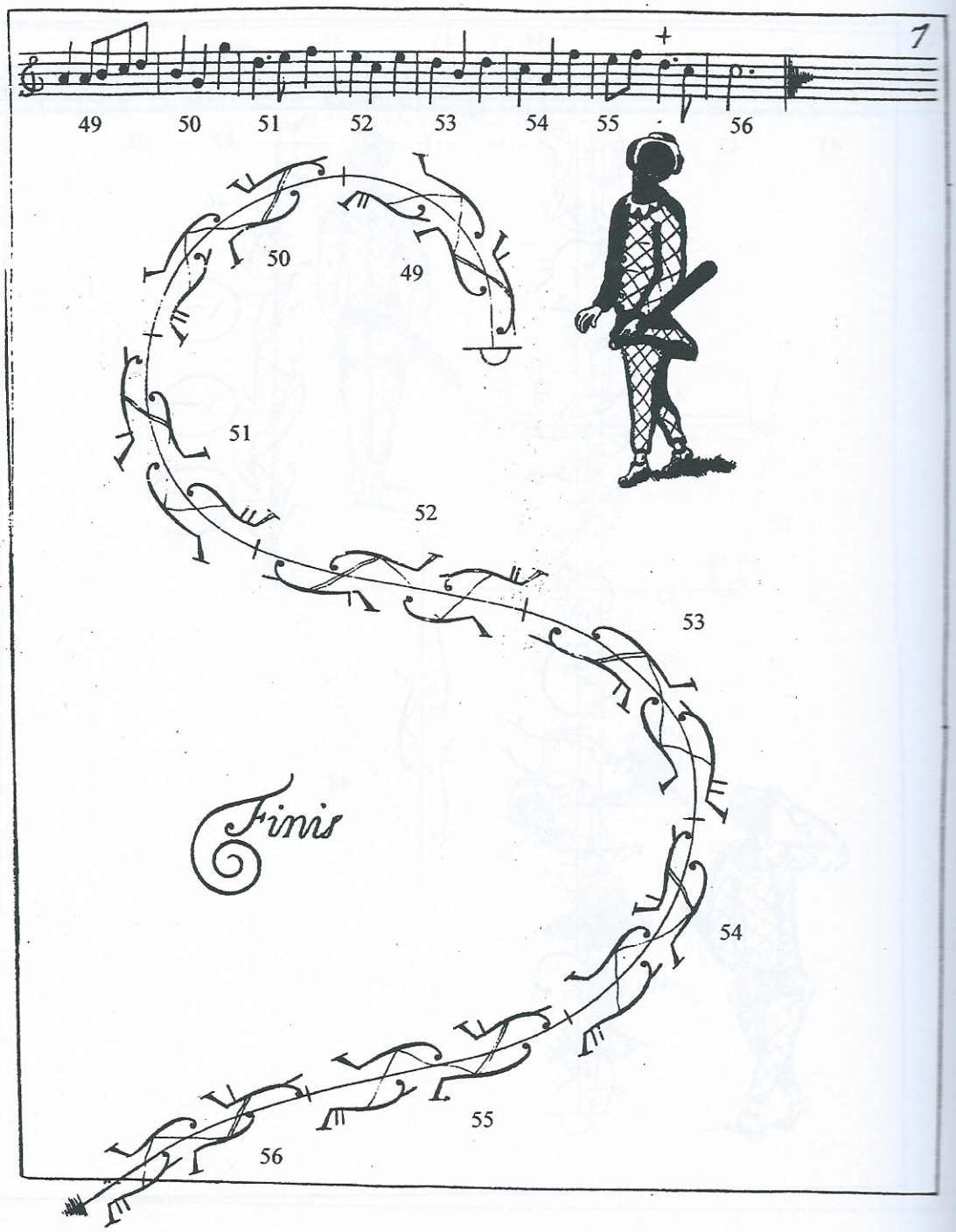

By permission of the British Library